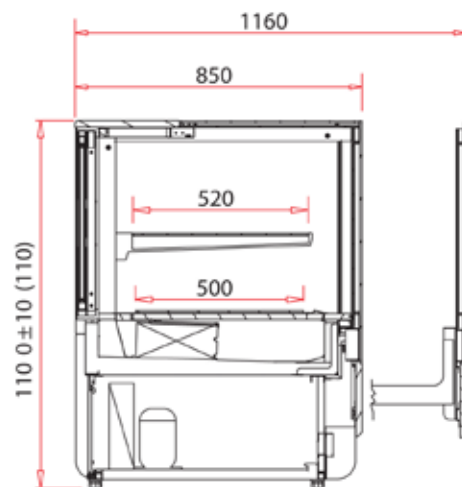


## Refrigerated Pastry Cabinet - I-Innova

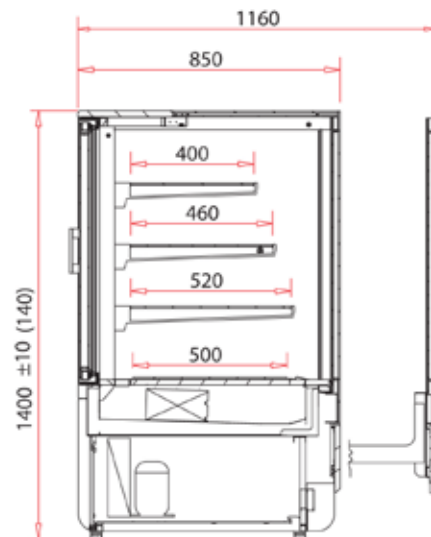


I-Innova 100/140\*

I-Innova 110



I-Innova 140



### Technical parameters:

Model	Dimensions (ext.) H x W x D [mm]	Display surface [m <sup>2</sup> ]	Power Consumption [kWh/24h]
I-Innova 70/110	1100 x 700 x 850	0,60	4,10
I-Innova 100/110	1100 x 1000 x 850	1,00	7,70
I-Innova 140/110	1100 x 1400 x 850	1,40	11,20
I-Innova 70/140	1400 x 700 x 850	1,20	4,10
I-Innova 100/140	1400 x 1000 x 850	1,80	7,70
I-Innova 140/140	1400 x 1400 x 850	2,50	11,20

\* - Picture above presents unit with either some or all available extras. Please note that the look of basic version of cabinet, or one of your choice, may vary from presented.

## Refrigerated Pastry Cabinet - I-Innova



### Description:

- temperature range +2 / +15°C
- preferred ambient temperature +16 / +25°C
- power supply 230V / 50Hz
- internal condensing unit
- ecological polyurethane insulation
- external housing from staff side made of black coated steel
- body made of wooden elements - different colours available
- front plinth made of stainless steel
- top worktop made of wood - different colours available
- bottom exposition shelf made of stainless steel
- exposition shelves with height and angle adjustment
- internal shelves frame painted silver or gold
- LED top and front lighting
- back sliding doors - **I-Innova 70/110 and 70/140 hinged doors**
- innovative system of withdrawable front glass
- electronic control with temperature display
- automatic defrost system
- forced air circulation
- automatic condensate evaporation
- 1 year full warranty service and after warranty service provided

**I-Innova 100/140\***

### Available options:

- LED lighting under each shelf (confectionary colour)
- internal frame made of stainless steel (does not apply to aluminium shelf frame)
- humidity control system
- top worktop made of grey granite (20mm thick)
- top worktop made of black granite (20mm thick)
- top worktop made of balmoral granite (20mm thick)
- non refrigerated version available

RAL 1028 RAL 2004 RAL 3001 RAL 3003 RAL 2013 VM 912 RAL 5005

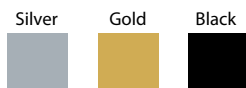


Wood colours:


VM900/905 RAL 9006 RAL 9005 RAL 6033 RAL 1035 VM 900/907 WHITE



Frame colours:



Granites:



\* - Picture above presents unit with either some or all available extras. Please note that the look of basic version of cabinet, or one of your choice, may vary from presented.